


# ZL-NG1-12B

## N-type Mono-crystalline Silicon Solar Cell NG1



### Product Characteristics

- High conversion efficiency with high reliability
- No light-induced degradation
- Uniform cell performance with stable process control
- Both sides can generate electricity
- Low mismatch of cell performance during encapsulation
- Excellent power generation performance under low irradiation
- Low hot spot effect

### Quality Control

- Proper inspection through incoming production, outgoing and packaging  
Efficiency tested within  $\pm 0.1\%$  accuracy
- 100% checked for reverse current and visual appearance
- Reference cell calibrated from Fraunhofer



Jolywood (Taizhou) Solar Technology Co., Ltd. , a subsidiary under Jolywood Group (stock code: SZ300393), is the world leading n-type bifacial solar cells and modules manufacture. The technology of company NTOPCon, NIBC, TBC, etc, and the annual n-type bifacial production capacity reaches 2.1GW cells and 3GW modules. With vision of "Cultivator of Green Energy", Jolywood adheres to the road of advanced and high efficiency solar technology industrialization.

# ZL-NG1-12B | N-type Mono-crystalline Silicon Solar Cell NG1

## Product Features >

Dimension	158.75mmx158.75mm±0.25mm , Φ223mm±0.25mm ;
Cell Thickness	170μm±20μm
Front side	0.1mm wide bus bars, Silicon nitride anti-reflection coating
Back side	0.1mm wide bus bars, Silicon nitride coating

## Temperature Coefficients >

Current Temperature Coefficient	TKcurrent: +0.046%/K
Voltage Temperature Coefficient	TKvoltage: -0.26%/K
Power Temperature Coefficient	TKpower: -0.32%/K

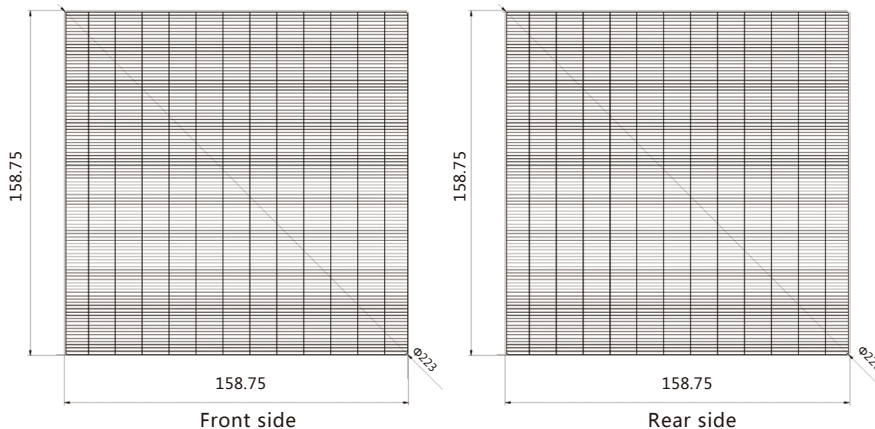
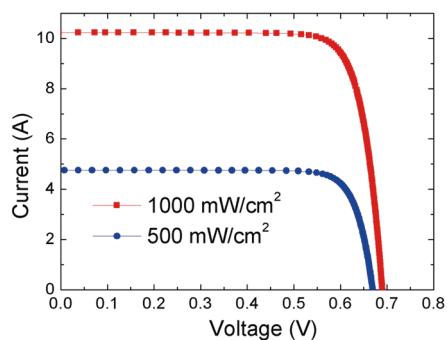
## Electric Performance >

Eff(%)	Pmpp(W)	Umpp(V)	Impp(A)	Uoc(V)	Isc(A)	FF(%)
23.3%	5.87	0.6027	9.742	0.7028	10.134	82.44
23.2%	5.85	0.6014	9.721	0.7017	10.111	82.40
23.1%	5.82	0.5999	9.703	0.7005	10.089	82.37
23.0%	5.80	0.5989	9.677	0.6992	10.066	82.35
22.9%	5.77	0.5978	9.632	0.6991	10.032	82.28
22.8%	5.75	0.5968	9.628	0.6978	10.011	82.25
22.7%	5.72	0.5940	9.630	0.6966	9.996	82.15
22.6%	5.69	0.5924	9.613	0.6949	9.981	82.11
22.5%	5.67	0.5905	9.601	0.6932	9.966	82.07
22.4%	5.64	0.5891	9.581	0.6914	9.951	82.04
22.3%	5.62	0.5879	9.558	0.6901	9.936	81.95
22.2%	5.59	0.5869	9.532	0.6886	9.915	81.94
22.1%	5.57	0.5850	9.520	0.6866	9.902	81.94
22.0%	5.54	0.5834	9.503	0.6852	9.881	81.88

\*Under standard test condition: Irradiance=1000W/ m<sup>2</sup>, Ambient Temperature=25°C, AM=1.5  
Specifications and data are for reference only. If there is any change, notice will be given separately

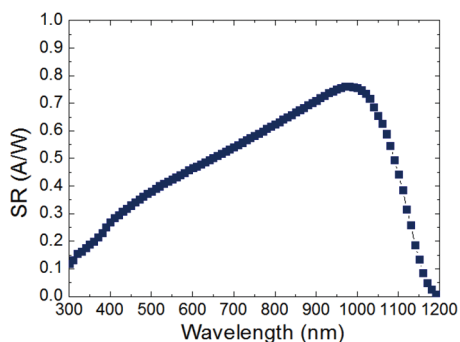
Illustration:22.0% → Actual Range : 22.0%~22.1%

## IV Curve >



Dimensions ( mm )

## Spectral Response ( SR ) >



\*The specification and key features described in this datasheet may deviate slightly and are not guaranteed. Due to ongoing innovation, R&D enhancement, Jolywood (Taizhou) Solar Technology Co., Ltd. Reserves the right to make any adjustment to the information described herein at any time without notice. Please always obtain the most recent version of the datasheet which shall be duly incorporated into the binding contract made by the parties governing all transactions related to the purchase and sale of the products described herein.

[www.jolywood.cn](http://www.jolywood.cn)



**JOLYWOOD ( TAIZHOU ) SOLAR TECHNOLOGY CO.,LTD.**  
**Add :** No.6 Kaiyang Rd., Jiangyan Economic Development Zone,  
 Taizhou, Jiangsu Province, China, 225500  
**TEL :** +86 523 80612799 **mkt@jolywood.cn**



Version 2020.06 ©Jolywood (Taizhou) Solar Technology Co., Ltd. All rights reserved